

August International Ltd

Rawmec Business Park
Hoddesdon EN11 0EE

United Kingdom

T: +44(0) 845 250 0586

(Carrier Rates Apply)

E: service@augustint.com

EU Distributor:

Daffodil Germany GmbH
Bayernstr. 10

D-30855 Langenhagen
Germany

T: +49 (0) 511 97812978

www.augustint.com

August®

User Manual

EP400



EN Bone Conduction Bluetooth Headphones

FR Casque à Conduction Osseuse

DE Knochenleitende Bluetooth-Kopfhörer

IT Cuffie Bluetooth a Conduzione Ossea

ES Auriculares de Conducción Ósea

PL Słuchawki Bluetooth z przewodnictwem kostnym

JP 骨伝導ブルートゥースイヤホン

User Manual

Thank you for purchasing the August EP400 Bone Conduction Bluetooth Headphones. This user manual is designed to familiarize you with all the features of this device. Please take the time to read this user manual carefully, even if you are already familiar with a similar product.

Safety

To ensure the safety of you and others, please read the Safety Instructions before using this device. Please do not disassemble the EP400, it can be unsafe and will invalidate the manufacturer's warranty.

Disposal

Please ensure the product and accessories are disposed of in compliance with the WEEE (Waste Electrical and Electronic Equipment) Directive and any other regulations applicable to your country. Always check with the environment agency and any other relevant authorities for current disposal regulations.

Declaration of Conformity







The Declaration of Conformity can be found on our website at <http://augustint.com/en/declaration/>

Customer Servi

You can contact us by phone on: +44(0)845 250 0586 (Carrier Rates Apply) or by email at: service@augustint.com should you require further technical support or customer service.

1. Safety Instructions

■ Storage and Use

| | | | |
|-----------------------------------------------------------------------------------|----------------------------------------------------------------------|-------------------------------------------------------------------------------------|------------------------------------------------------|
|  | Do not store or use this device in extreme temperatures. |  | Do not immerse the device in more than 50cm of water |
|  | Do not expose this device to dust, oil or smoke. |  | Do not drop or strike this device. |
|  | When transporting this device store securely to avoid impact damage. |  | Do not scratch this device with sharp objects. |

■ Maintenance

Please unplug all leads before cleaning this device.

| | | | |
|-----------------------------------------------------------------------------------|------------------------------------------------|-------------------------------------------------------------------------------------|----------------------------------------------------------------------------------------------------------------|
|  | Wipe the device and buttons with a soft cloth. |  | Never wipe this device with an abrasive cloth or apply detergent, alcohol or chemical based cleaning products. |
|-----------------------------------------------------------------------------------|------------------------------------------------|-------------------------------------------------------------------------------------|----------------------------------------------------------------------------------------------------------------|

2. Main Features

- Premium Sound Quality with Bass
- Ultra lightweight Open-Ear Design
- Bluetooth 5.3 and Hands-free Calling
- Built-in MP3 Player with 16 GB of Storage
- Magnetic Charging Technology

3. Box Contents



Ep400



Power Cable

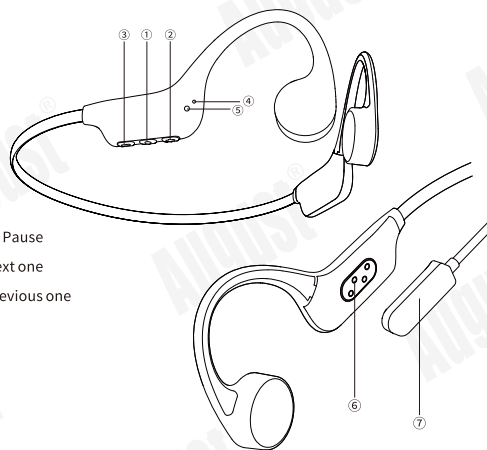


Quick Start Guide



Safety and Warranty

4. Part Names and Functions



- ① Power/ Play/ Pause
- ② Volume +/ Next one
- ③ Volume -/ Previous one
- ④ Microphone
- ⑤ Status LED
- ⑥ Pogo Pin
- ⑦ USB Cable

| LED Status | Indication |
|-----------------------------|----------------------------|
| LED flashes in red and blue | Bluetooth Paring |
| LED flashes slowly in blue | Bluetooth Paired |
| LED in red | Charging |
| LED in green | Fully Charged |
| LED flashes in blue | USB Data being transmitted |
| LED flashes in green | MP3 mode on |
| LED blinking light in blue | Bluetooth game mode on |

5. Operation

5.1 Charging

Please fully charge the EP400 before first use or if left unused for a long period of time.

Please use the USB cable provided to charge the headset. Attach the magnetic end of the charging cable to the Pogo Pin of the headset. The LED is constantly on red while charging.

When the headphones are fully charged, the LED indicator will be green.

Note: Please DO NOT use the headphones when charging.

5.2 Power On/ Off

Please press and hold the Power button for 3 seconds to turn the headphone on. The LED light flashes in red and blue.

Please press and hold the Power button for 3 seconds to turn the headphones off. The LED light flashes in red once then turns off.

5.3 Bluetooth Mode/ MP3 Mode

With the headphones turned on, press the power button twice to switch between Bluetooth mode and MP3 mode.

Note: MP3 mode cannot be switched without music files on the internal memory card.

5.4 Bluetooth Connection

For the first time use, the headset will enter the Bluetooth pairing status after being powered on properly and the LED indicator will flash red and blue. To pair the headset, please select the EP400 in Bluetooth settings on mobile device's and click on it to connect.

The LED indicator will flash blue after Bluetooth is connected and will turn off during music playback.

To connect a new mobile device, disconnect the EP400 or disable Bluetooth in the Bluetooth settings of the current device, then select the EP400 on the new device.

5.5 Multipoint

The EP400 supports Bluetooth multipoint function allowing automatic switching between two mobile devices after successful pairing.

To connect dual devices at the same time:

- Please select EP400 in the system settings on one mobile device to connect, then disable the Bluetooth function on the mobile device.
- Once disconnected, Select EP400 in the system settings of another mobile device to connect.
- Restart the EP400 and leave the Bluetooth function on for both paired mobile devices, the ep400 will automatically connect to both devices.

5.6 Music Download (MP3 Mode)

As an MP3 music player, the EP400 is equipped with 16GB internal memory.

Please attach the headphones to the USB port of the computer with the provided magnetic cable while the EP400 is powered on. Once the USB drive icon is displayed on your computer, the music files can be downloaded or edited from the internal memory card.

6. Buttons and Functions

| Button | Action | Function |
|--------|---------------------------------|---------------------|
| Power | Press and hold for 3 second | Power ON/OFF |
| Power | Press once | Play/ Pause/ Call |
| Power | Press twice | Bluetooth/ MP3 Mode |
| + | Press and hold (Bluetooth Mode) | Voice Assistant |
| + | Press once | Volume + |
| + | Press twice | Next One |
| - | Press and hold (Bluetooth Mode) | Gaming (35ms Delay) |
| - | Press once | Volume - |
| - | Press twice | Previous One |

7. Specification

| | |
|-----------------------|-------------------------------|
| Bluetooth version | V5.3 |
| Frequency | 2.40-2.48GHZ |
| Transmission distance | 10 meters |
| Battery capacity | 180mAh (Polymer 651228) |
| Input | 5v |
| Transmit power | Class2 (-6dbm-4dbm) |
| Audio amplifier | AW8155AFRCR-QFN16*2 |
| Charging time | 2 hours |
| Playback | 10 hours (70% volume) |
| Waterproof | IP68 (full waterproof design) |
| Support profiles | A2DP, AVRCP, HSP, HFP |
| Cable length | 1 meter |
| Product weight | 25g |

8. Troubleshooting

-Unable to switch to MP3 mode

MP3 mode cannot be switched without music files on the internal memory card.

-No sound in MP3 mode

Please check that the volume is turned up.

-The headset does not charge or transfer data

Please check that there are no foreign objects on the headphones' magnetic connection or the charging cable. Please wipe them clean and try again.

-Whether to support wearing in the shower and while swimming

Showers and swimming are supported with a recommended water depth of no more than 1.5 metres.

Note: Do not wear while using hot water.

9. Warranty

This product is guaranteed for twelve months from the date of the original purchase. In the unlikely event of any defect arising due to faulty materials or workmanship, the unit will be either replaced or repaired free of charge (where possible) during this period. An alternative product will be offered in case the product is no longer available or repairable.

This warranty is subject to the following conditions:

- The warranty is only valid within the country where the product is purchased.
- The product must be correctly installed and operated in accordance to the instructions given in this user manual.
- The product must be used solely for domestic purposes.
- The warranty only covers the main unit, and does not cover the accessories.
- The warranty does not cover the damage caused by misuse, negligence, accident and natural disaster.
- The warranty will be rendered invalid if the product is resold or has been damaged by inexpert repairs. The manufactures disclaim any liability for incidental or consequential damages.
- Please consult our customer adviser before returning any product; we are not responsible for any unexpected product returns.
- Any faulty product must be kept and returned in the original packaging with all the accessories and the original copy of the purchase receipt.

The warranty is in addition to, and does not diminish, your statutory or legal rights.

Customer Service:

Telephone: +44 (0) 845 250 0586 (Carrier Rates Apply)

Email: service@augustint.com

This product is in compliance with the essential requirements and other relevant provisions of Directive 2014/53/EU. The Declaration of conformity may be consulted online at <http://www.augustint.com/en/declaration>



Industry Canada Statement

This device complies with Industry Canada license-exempt RSS standard(s). Operation is subject to the following two conditions: (1) this device may not cause interference, and (2) this device must accept interference, including interference that may cause undesired operation of the device.

Note: This equipment has been tested and found to comply with the limits for a Class B digital device, pursuant to part 15 of the FCC Rules. These limits are designed to provide reasonable protection against harmful interference in a residential installation. This equipment generates uses and can radiate radio frequency energy and, if not installed and used in accordance with the instructions, may cause harmful interference to radio communications. However, there is no guarantee that interference will not occur in a particular installation. If this equipment does cause harmful interference to radio or television reception, which can be determined by turning the equipment off and on, the user is encouraged to try to correct the interference by one or more of the following measures:

- Reorient or relocate the receiving antenna.
- Increase the separation between the equipment and receiver.
- Connect the equipment into an outlet on a circuit different from that to which the receiver is connected.
- Consult the dealer or an experienced radio/TV technician for help.

No Unauthorized Modifications: Do not make any changes or modifications to this product without the prior express written approval of August International Ltd. Any changes or modifications made without express written approval could void the user's authority to operate this product.



For details of further relevant technical standards, please contact us at the address above.