

August[®]

User Manual EP720



August International Ltd

United Kingdom

Tel: +44 (0) 845 250 0586

www.augustint.com



- EN Active Noise Cancelling Earphones
- FR Écouteurs à Réduction de Bruit Active
- DE Aktive Noise Cancelling Ohrhörer
- IT Auricolari con Cancellazione Attiva del Rumore
- ES Auriculares con Cancelación de Ruido Activa

User Manual

Thank you for purchasing the Active Noise Cancelling Earphones August EP720. To ensure you get the best quality sound, please take the time to choose the correct fitting earbuds. This user manual is designed to familiarise you with all the features of this device. Please take the time to read this user manual carefully, even if you are already familiar with a similar product.

Safety

To ensure the safety of you and others, please read the Safety Instructions before using this device. Please do not disassemble this product, it can be unsafe and will invalidate the manufacturer's warranty.

Disposal

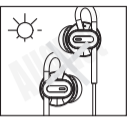
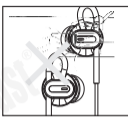




Please ensure the product and accessories are disposed of in compliance with the WEEE (Waste Electrical and Electronic Equipment) Directive and any other regulations applicable to your country. Always check with the environment agency and any other relevant authorities for current disposal regulations.

Customer Service

You can contact us by phone on: +44 (0)845 250 0586 or by email at: service@augustint.com should you require further technical support or customer service.

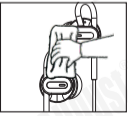
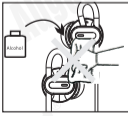
1. Safety Instructions

■ Storage and Use

	Do not store or use this device in extreme temperatures.		Do not store or use this device in wet or damp environments.
	Do not expose this device to dust, oil or smoke.		Do not drop or strike this device.
	When transporting this device store securely to avoid impact damage.		Do not scratch this device with sharp objects.

■ Maintenance

Please unplug all leads before cleaning this device.

	Wipe the device and buttons with a soft cloth.		Never wipe this device with an abrasive cloth or apply detergent, alcohol or chemical based cleaning products.
--	--	---	--

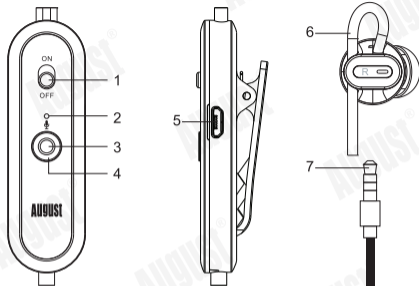
2. Main Features

- Active Background Noise Reduction
- In-Line Remote for Phone Call and Track Control
- Integrated Microphone for Hands Free Calling
- Long Life Rechargeable Li-ion Battery

3. Box Contents



4. Part Names & Functions



1. Noise Cancelling Switch
2. Microphone
3. Status LED
4. Control Button

5. Power Socket
6. Adjustable Ear Stabilizer
7. 3.5mm Audio Jack

5. Operation

5.1 Power

Please fully charge the EP720 before first use or if left unused for a long period of time.

To charge, use the power cable to connect the headphones to a powered USB port.

Whilst charging, the status LED lights red or red and green (when noise cancelling on) and turns off once fully charged.

5.2 Noise Cancelling

Switch the noise cancelling switch on to enable the noise cancelling.

The status LED will light green.

5.3 Remote Control

Whilst connected to a mobile phone or tablet, the control button enables control of your music or phone calls.

	IOS	Android
■ Press ■ Press and Hold (2s)		
Pause / Resume Music Playback	■	■
Pick up / hang up a call	■	■
Next Track	■ ■	■ ■
Previous Track	■ ■ ■	N/A
Fast Forward	■ ■ ■	N/A
Rewind	■ ■ ■ ■	N/A
Voice search & Actions	■ ■ ■	■ ■ ■ ■

5.4 Ear Piece Setup

Choosing the correct ear buds is important for both noise reduction and bass reproduction. Please take the time to choose the pair that fit correctly and create an airtight seal.

6. Specifications

Noise Reduction Level	Up to 20dB (at 100 – 200Hz)
Noise Cancellation Working Current	8 μ A – 10mA (volume level effects current)
SNR	94dB@1KHz
Distortion	<1%
Impedance	32 Ω
Frequency Response	20Hz – 20KHz
Battery	3.7V 120mA Li-ion
Charging Time	2 Hours
Battery Life	Up to 13 Hours
Net Weight	27g

7. Troubleshooting

Problem	Solution
Active noise cancelling power LED not lit	<ul style="list-style-type: none">• Please check the noise cancelling switch• Ensure the earphones are fully charged
The call button does not answer the incoming call	<ul style="list-style-type: none">• Please check the 3.5mm audio connection to your phone
No sound	<ul style="list-style-type: none">• Check the volume on the source device• Ensure the plug of the earphone are fully inserted into audio port of music player
Battery life too short	<ul style="list-style-type: none">• Please fully charge your earphones with compliant USB charger• Fully insert the power cable into the power socket and ensure the LED indicator lights red
Background interferences	<ul style="list-style-type: none">• Some smartphone power sockets can cause interference with the audio signal.• Please fully charge your earphones prior first use

8. Warranty

This product is guaranteed for twelve months from the date of the original purchase. In the unlikely event of any defect arising due to faulty materials or workmanship, the unit will be either replaced or repaired free of charge (where possible) during this period. An alternative product will be offered in case the product is no longer available or repairable.

This warranty is subject to the following conditions:

- The warranty is only valid within the country where the product is purchased.
- The product must be correctly installed and operated in accordance to the instructions given in this user manual.
- The product must be used solely for domestic purposes.
- The warranty only covers the main unit, and does not cover the accessories.
- The warranty does not cover the damage caused by misuse, negligence, accident and natural disaster.
- The warranty will be rendered invalid if the product is resold or has been damaged by inexpert repairs. The manufacturers disclaim any liability for incidental or consequential damages.
- Please consult our customer service before returning any products; we are not responsible for any unexpected product returns.
- Any faulty product must be kept and returned in the original packaging with all the accessories and the original copy of the purchase receipt.

The warranty is in addition to, and does not diminish, your statutory or legal rights.

Customer Service:

Telephone: +44 (0) 845 250 0586

Email: service@augustint.com

This product is in compliance with the essential requirements and other relevant provisions of Directive 1999/5/EC. The declaration of conformity may be consulted at August International Ltd, Rawmec Business Park, Plumpton Road, Hoddesdon, EN11 0EE, United Kingdom.



Note: This equipment has been tested and found to comply with the limits for a Class B digital device, pursuant to part 15 of the FCC Rules. These limits are designed to provide reasonable protection against harmful interference in a residential installation. This equipment generates uses and can radiate radio frequency energy and, if not installed and used in accordance with the instructions, may cause harmful interference to radio communications. However, there is no guarantee that interference will not occur in a particular installation. If this equipment does cause harmful interference to radio or

television reception, which can be determined by turning the equipment off and on, the user is encouraged to try to correct the interference by one or more of the following measures:

- Reorient or relocate the receiving antenna.
- Increase the separation between the equipment and receiver.
- Connect the equipment into an outlet on a circuit different from that to which the receiver is connected.
- Consult the dealer or an experienced radio/TV technician for help.

No Unauthorized Modifications: Do not make any changes or modifications to this product without the prior express written approval of August International Ltd. Any changes or modifications made without express written approval could void the user's authority to operate this product.



For details of further relevant technical standards, please contact us at the address above.