

Digital Daffodil Ltd
Plumpton Road
Hoddesdon
EN11 0EE
United Kingdom
+44 (0) 845 2939358

EU Distributor:
Daffodil Germany GmbH
Bayernstr. 10
D-30855 Langenhagen
Germany
+49 (0) 511 97812977
www.digitaldaffodil.com

Daffodil®

User Manual

MCP150B



Microphone

- EN** USB-C lavalier Microphone
- FR** Micro cravate USB-C
- DE** USB-C lavalier-Mikrofon
- IT** Microfono lavalier USB-C
- ES** Micrófono lavalier USB-C
- PL** Mikrofon krawatowy USB-C
- CN** USB-C领夹式麦克风
- JP** USB-C クリップマイク



User Manual

1. Content



Microphone



Foam Windscreen




Clip



Dust bag



User Manual



USB Adapter

2. Product features

- Clip-on microphone provides professional quality recordings
- (1.5m) rigorous cable line for maximum versatility
- Professional microphone designed to optimize voice recording

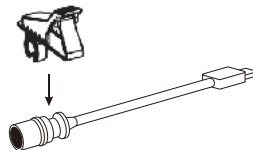
3. Compatibility

- Designed for mobile phones and tablets
- Does not guarantee compatibility with other devices

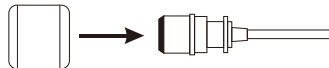
4. Instruction

Functional specifications

- Lapel pin clip to connect microphone.



- Slide foam windscreen to the microphone.



- Insert the USB-C connector to the phone or tablet being used for recording.



- Attach the lapel clip to the front of the clothes(around the neck line).
- Place the microphone about 15cm from the face, test the audio quality before a long term use and adjust the distance, depending on the quality.
- Use the microphone attached to the person to record the audio.

5. Specification

Transducer	Electret Condenser
Polar pattern	Omnidirectional
Frequency Range	35 -18 kHz
Sensitivity	-30dB+/-3dB/(0dB=1v/pa,1kHz)
Signal to Noise Ratio	74dB SPL
Plug	USB-C
Cable length	4.9 feet / 1.5m
Net weight	92g

6. Troubleshooting

Too much ambient noise

In a noisy environment, a certain amount of noise is unavoidable.

Make sure:

- You have installed the foam windshield.
- The microphone is directed away from the surrounding noise.

The microphone is not recording audio

- Ensure the USB-C connector is connected to the device.
- Ensure you have set up your device to record audio.
- Move the microphone closer to the source of the audio.

7. Warranty

This product is guaranteed for twelve months from the date of the original purchase. In the unlikely event of any defect arising due to faulty materials or workmanship, the unit will be either replaced or repaired free of charge (where possible) during this period. An alternative product will be offered in case the product is no longer available or repairable.

This warranty is subject to the following conditions:

- The warranty is only valid within the country where the product was purchased.
- The product must be correctly installed and operated in accordance with the instructions given in this user manual.
- The product must be used solely for domestic purposes.
- The warranty only covers the main units, and does not cover the accessories.
- The warranty does not cover the damage caused by misuse, negligence, accident or natural disaster.
- The warranty will be rendered invalid if the product is resold or has been damaged by inexpert repairs. The manufacturers disclaim any liability for incidental or consequential damages.
- Please consult one of our customer service advisers before returning any product. We are not responsible for any unexpected product returns.
- Any faulty product must be kept and returned in the original packaging with all the accessories and the original copy of the purchase receipt.

The warranty is in addition to, and does not diminish, your statutory or legal rights.

Customer Service:

Telephone: +44 (0) 845 293 9358

Email: service@digitaldaffodil.com